



soladriho  
*original*

THE ORIGINAL CHOICE





# SALMON WALL TILES

Salmon wall tiles have a warm and mild hue, which easily combines with other materials.

### FORMAT

REF.

---

### ITALIAN COVER



23X7.5

04100F1

---

### COVER



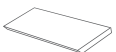
23.6X8.1

0410111



23.6X8.1  
WITH BEVELS VERT. LINE 45°










0410303



23.6X8.1  
WITH BEVELS LONGIT. LINE 45°

0410304

## TECHNICAL FEATURES

TECHNICAL FEATURES	NORMS	ORIGINAL
 LINEAR THERMAL EXPANSION COEFFICIENT	NP EN ISO 10545 - 8	< 5,0 x 10 <sup>-4</sup> °C
 THERMAL SHOCK RESISTANCE	NP EN ISO 10545 - 9	CUMPRE
 FROST RESISTANCE	NP EN ISO 10545 - 12	CUMPRE
 FLEXION RESISTANCE	NP EN ISO 10545 - 4	20 N/mm <sup>2</sup>
 SURFACE HARDNESS (MOHS SCALE)	EN 101	7
 CHEMICAL RESISTANCE	NP EN ISO 10545 - 13	UA, UHA
 WATER ABSORPTION	NP EN ISO 10545 - 3	4,9%
 DEEP ABRASION RESISTANCE	NP EN ISO 10545 - 6	< 400 mm <sup>3</sup>
 SLIPPING RESISTANCE	DIN 51097 DIN 51130	C R11

IMPORTANT NOTE: Soladrilho's tiles are produced with natural clays and through an extrusion process, which can create slight differences in shades; sizes and textures between tiles; lots and tile accessories.

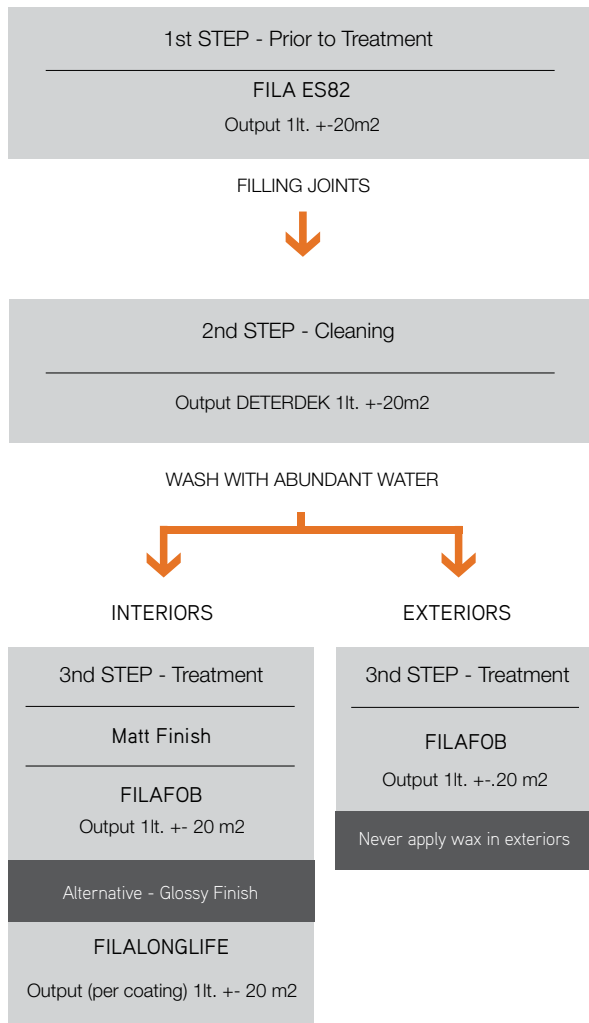
When applying wall tiles, alternate tiles and different tile boxes (from the same lot) in order to obtain a homogeneous surface without shade differences.

Wall tiles should be placed with cement glue. Additional cuts should be made with an electrical cutting machine (water cutting machine) to obtain a regular cut.

"Soladrilho Original" salmon should be applied without joints and any joint fillings.

# APPLY, TREAT AND MAINTAIN

Treatment Diagram for Natural Floor Tiles (before filling joints)



(Treatment for Soladriho's oil repellent floor tiles)

## DETERDEK

To obtain a matte finish on natural or oil repellent floor tiles we recommend the use of DETERDEK cleaning product.

## SOLCIM PLUS

To obtain a shiny finish on oil repellent floor tiles we recommend the use of FILALONGLIFE cleaning product.

When joints are filled, the treatment should be completed as follows: 2nd step – 1st step – 3rd step.

**soladriho**  
original